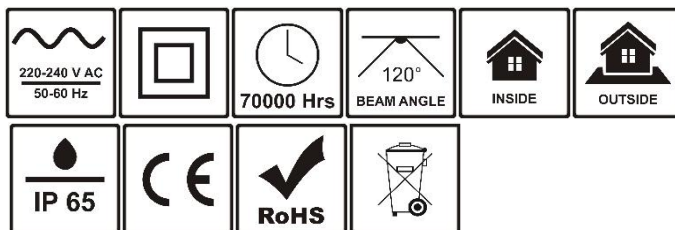


LED LINEAR LAMP IPLL

Modern linear lamp IPLL dedicated to underground car parks, tunnels, sports halls, production halls, warehouses.



Characteristic:

IPLL - the clear choice. Whether for a new building or renovation building.

Customers looking for energy save lighting solution receive here luminaire that provides quality and substantial energy saving.

Waterproof IPLL can be used to replace traditional waterproof luminaires with fluorescent lamps.

The process of installing and maintaining is very easy.

TYPE	LAMP FLUX (lm)	LOR	POWER (W)	CCT (K)	CRI (Ra)	DIMENSIONS (mm)
IPLL 60 30W	4725	0,81	30W	3000-6000	>80	600x70x90
IPLL 90 40W	6300	0,81	40W	3000-6000	>80	900x70x90
IPLL 120 60W	9450	0,81	60W	3000-6000	>80	1200x70x90

SPECIFICATION

Electrical parameters :

Voltage	220-240 VAC 50/60 Hz
Power factor	≥0,95
THD	<15%

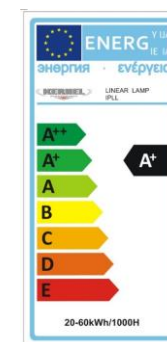
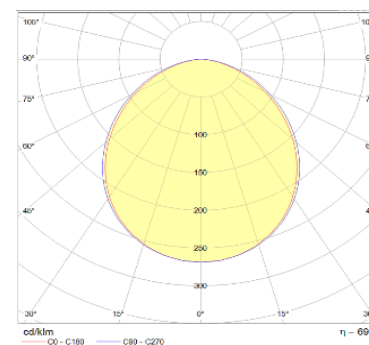
Working temperature -20°C - +50°C

Optical parameters :

Diffuser	Milky, PMMA
Beam angle	Symetrical

Mechanical parameters :

Housing	Anonized aluminium
Mounting	Suspending or surface



Kernel Electronics Co., Ltd.
 401A, Win-United Bldg, 207, Huanshizong Rd.
 Guangzhou, 510010 China
 phone: 0086 20 85620350
 Fax: 0086 20 36780474
www.kernelelectronics.com