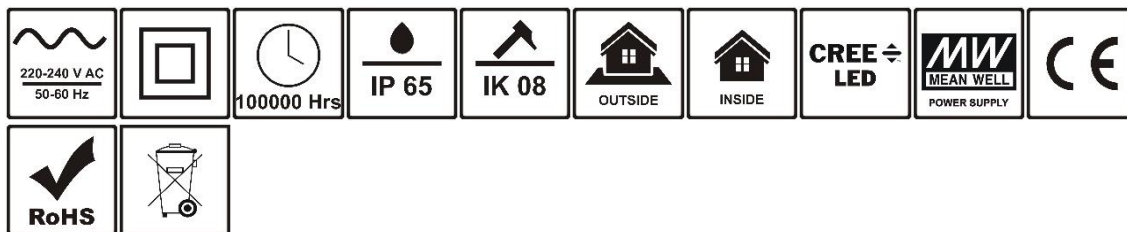


LED INDUSTRIAL LAMP GL60CREE

LED industrial lamp GL60 dedicated to gas stations, warehouses, production halls, sports halls.



Characteristic:

LED INDUSTRIAL LAMPS – superior light quality and lower maintenance costs. Replacement for sodium lamps 150/200 W.

High light quality, longer service lifetime, reduced energy consumption.

Here is no need to open the luminaire for installation or servicing. Very easy to handle.

TYPE	LAMP FLUX (lm)	LOR	POWER (W)	CCT (K)	CRI (Ra)	DIMENSIONS (mm)
GL60CREE 70W	10926	0,86	100W	3000-6000	>80	180x283x130
GL60CREE 80W	12151	0,86	125W	3000-6000	>80	180x283x130
GL60CREE 100W	14505	0,86	150W	3000-6000	>80	180x283x130

SPECIFICATION

Electrical parameters :

Voltage	220-240 VAC 50/60 Hz
Power factor	≥0,95
THD	<20%


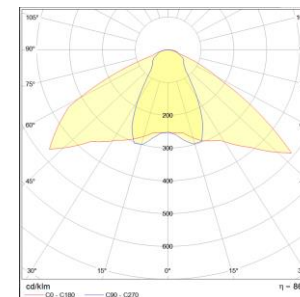
Working temperature	-40°C - +50°C
---------------------	---------------

Optical parameters :

Diffuser	Transparent
Beam angle	Symmetrical

Mechanical parameters :

Housing	Anonized aluminium
---------	--------------------



Kernel Electronics Co., Ltd.
 401A, Win-United Bldg. 207, Huanshizong Rd.
 Guangzhou, 510010 China
 phone: 0086 20 85620350
 Fax: 0086 20 36780474
www.kernelelectronics.com